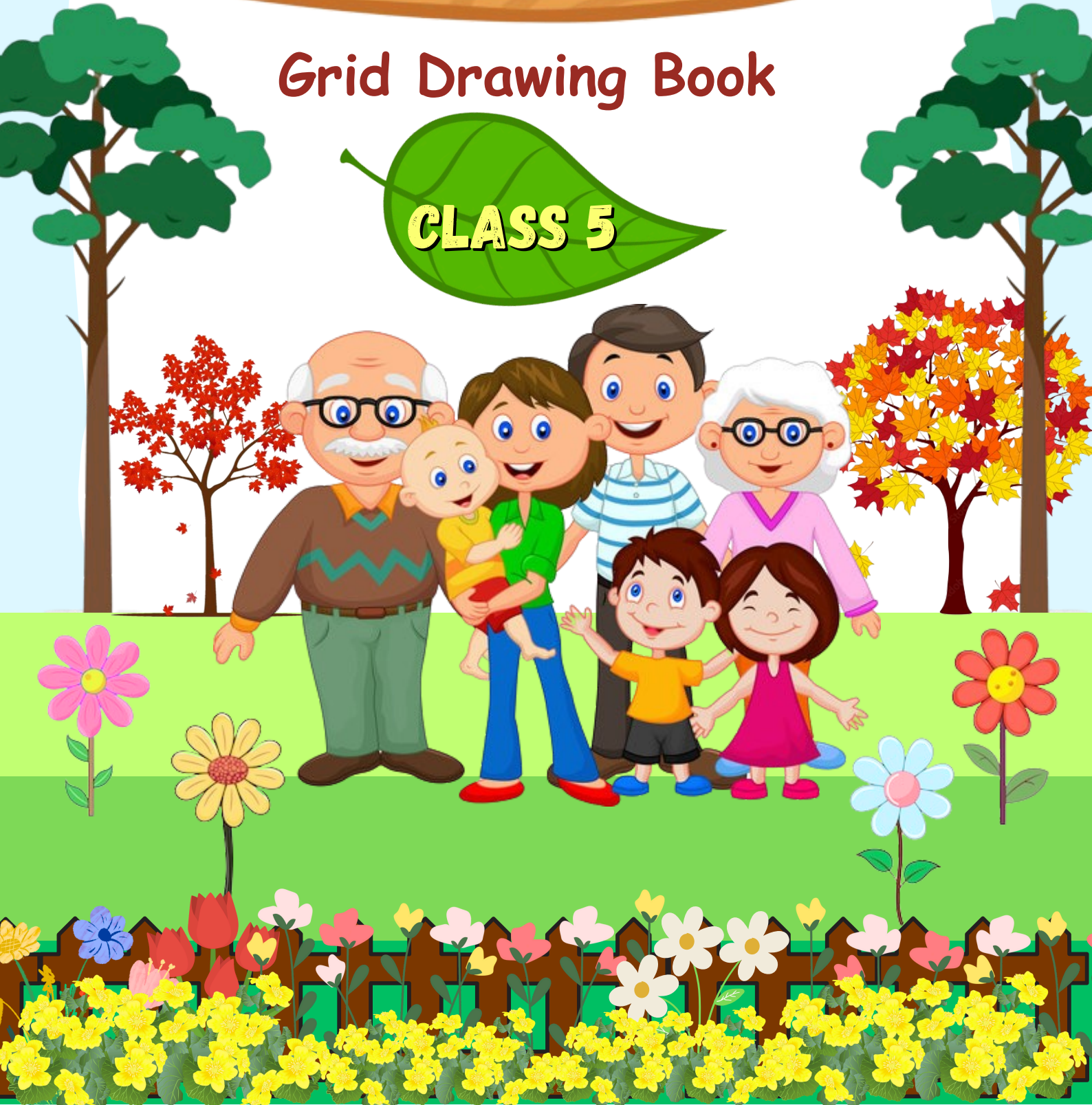




FAMILY PICTURE


Grid Drawing Book

CLASS 5



Complete The Picture



See the the pictures below the grid. Use the grid to draw the other side of the father and color it according to the pictures.



Father

Complete The Picture


See the the pictures below the grid. Use the grid to draw the other side of the mother and color it according to the pictures.



Mother

Complete The Picture


See the the pictures below the grid. Use the grid to draw the other side of the grandfather and color it according to the pictures.



Grandfather

Complete The Picture


See the the pictures below the grid. Use the grid to draw the other side of the grandmother and color it according to the pictures.



Grandmother

Complete The Picture



See the the pictures below the grid. Use the grid to draw the other side of the aunty and color it according to the pictures.



Aunty

Complete The Picture


See the the pictures below the grid. Use the grid to draw the other side of the uncle and color it according to the pictures.



Uncle

Complete The Picture


See the the pictures below the grid. Use the grid to draw the other side of the son and color it according to the pictures.



Son

Complete The Picture


See the the pictures below the grid. Use the grid to draw the other side of the daughter and color it according to the pictures.



Daughter

Complete The Picture



See the the pictures below the grid. Use the grid to draw the other side of the husband and color it according to the pictures.



Husband

Complete The Picture

See the the pictures below the grid. Use the grid to draw the other side of the wife and color it according to the pictures.



Wife

