


# Christmas Activity Workbook

## Class 1



### PATTERNS

Instructions: Colour-in the fireplace bricks to create a pattern:



© <https://brainiacworksheets.com/>

### MATHS

Instructions: Find the answers to the following maths problems:

1 + + + =

2 - + + =

3 - =

4 + - =

5 + =

6 + =

© <https://brainiacworksheets.com/>

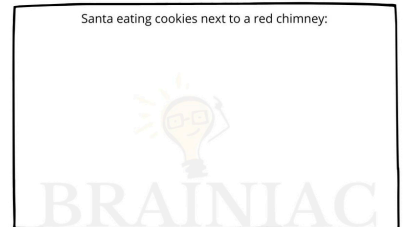


### DRAWING

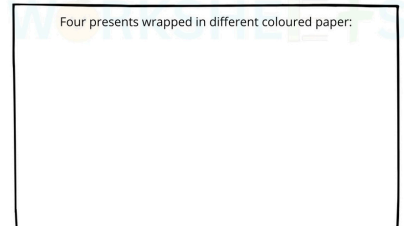


Instructions: Draw and colour the scenes described:

Santa eating cookies next to a red chimney:



Four presents wrapped in different coloured paper:



© <https://brainiacworksheets.com/>



24

# BRAINIAC WORKSHEETS

**Inspire, Engage, &  
Educate Young Minds**

**Written by**

*Snehasish Mondal*

&

*Simran Mondal*

# DECORATE

24

**Instructions:** Decorate and colour-in your Christmas tree:



# FIND-A-WORD

24

**Instructions:** Find the following words in the grid below:

S	U	S	S	R	S	H
T	A	L	S	N	U	O
A	E	E	R	C	S	L
R	H	G	R	V	E	L
N	S	N	Z	O	J	Y
T	S	A	N	T	A	E
P	R	E	S	E	N	T

**HOLLY**

**PRESENT**

**STAR**

**JESUS**


**SANTA**


**ANGELS**

# PATTERNS


24

**Instructions:** Colour-in the fireplace bricks to create a pattern:





# DRAWING



24

**Instructions:** Draw and colour the scenes described:

Santa eating cookies next to a red chimney:




BRAINIAC

Four presents wrapped in different coloured paper:

# MATHS

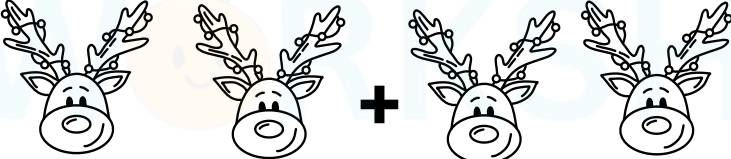

24

**Instructions:** Find the answers to the following maths problems:

1  =

2  =

3  -  =

4  -  =

5  =

6  =

# LETTER TO SANTA


**Instructions:** Write a letter to Santa explaining how you've been nice this year:

24

---

---

---



---

---

---

---

---

---



---

---

---



# PUZZLE

24

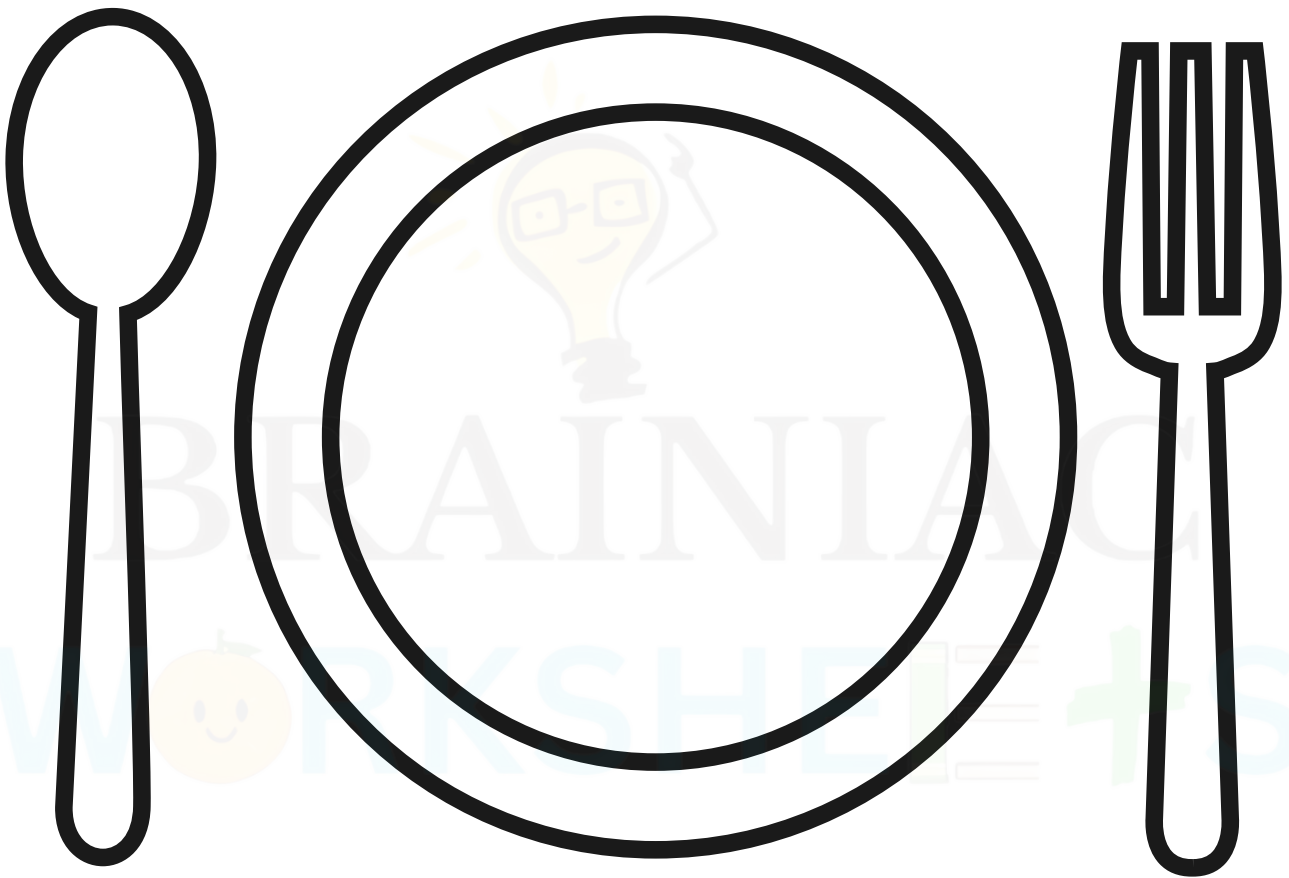
**Instructions:** Connect the dots to reveal the picture:



# FEAST

24

**Instructions:** Draw and describe your favourite Christmas foods on the plate below:



---

---

---

# SANTA'S SACK

24

**Instructions:** If money didn't matter, what would you buy for your family members? Choose up to four, and draw and label each.



# WISH LIST

24

**Instructions:** Write your Santa wish-list below:



