






Name: _____

Date: _____















SORTING RESOURCES

Cut the words along the dotted lines to create your resource stickers.

Then, paste them into the columns they belong to.

 HUMAN	 CAPITAL	 NATURAL
 BRAINIAC  WORKSHEETS		



farming tools 	tractor 	greenhouse 
money 	water 	accountant 
silo 	farmer 	driver 
sunlight 	gas 	soil 
honeybees 	field 	trees 